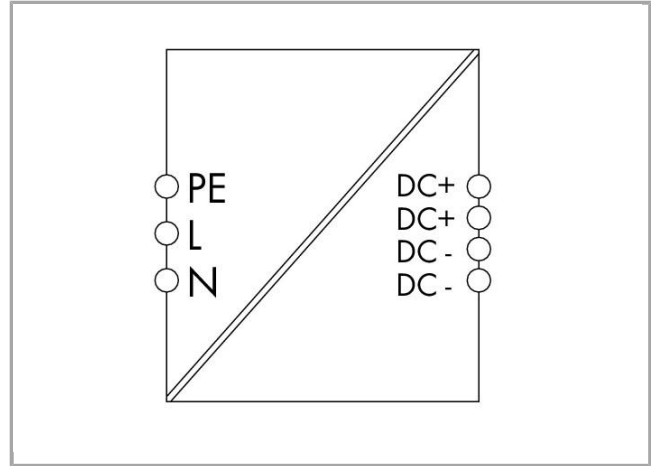


Data sheet | Item number: 787-1212

Switched-mode power supply; Compact; 1-phase; 24 VDC output voltage;
2.5 A output current

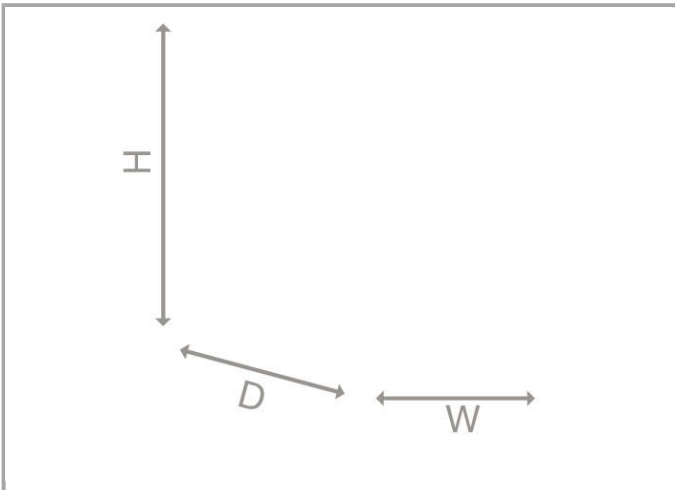


787-1212



RoHS Compliant

[BOMcheck.net](https://www.bomcheck.net)



Item description

Features:

- Switched-mode power supply
- Stepped profile for installation in standard distribution boards
- Removable front panel and screw mounts provide an ideal installation alternative in distribution boxes or devices
- Pluggable *picoMAX*[®] connection technology (tool-free)
- Suitable for both parallel and series operation
- Electrically isolated output voltage (SELV) per EN 60950-1/UL 60950-1; PELV per EN 60204

Data

Technical Data

Input

Phases	1
Nominal input voltage $U_{i\text{nom}}$	AC 100 ... 240 V
Input voltage range	AC 85 ... 264 V; DC 125 ... 375 V
Input voltage derating	-2 %/V (< 100 VAC); -1.33 %/V (< 140 VDC)
Nominal mains frequency range	47 ... 63 Hz; 0 Hz
Input current I_i	≤ 1.5 A
Discharge current	≤ 0.25 mA
Inrush current	≤ 20 A
Power factor	≥ 0.5
Power factor correction (PFC)	Passive
Mains failure hold-up time	≥ 60 ms

Output

Nominal output voltage $U_{o\text{nom}}$	DC 24 V (SELV)
Output voltage range	DC 22 ... 26 V (adjustable)
Factory preset	DC 24 V
Nominal output current $I_{o\text{nom}}$	2.5 A; 2 A (< 110 VAC)
Nominal output power	60 W
Adjustment accuracy	≤ 1 %
Deviation, dynamic load change 10 ... 90 %	≤ 1 %
Residual ripple	≤ 100 mV (peak-to-peak)
Overload behavior	Constant power (in overload range: $1.05 \dots 1.35 \times I_{o\text{nom}}$); shutdown and automatic restart in the event of a short circuit or permanent overload

Signaling and communication

Signaling	1 x LED DC OK (green)
Operation status indicator	LED green (U _o)

Efficiency/Power losses:

Power loss P _v	≤ 0.6 W (230 VAC; no load)
Max. power loss P _{v max.}	9 W (100 VAC / 24 VDC; 2.5 A)
Efficiency	89 % (230 VAC); 87 % (110 VAC)

Fuse protection:

Internal fuse	T 2 A / 250 VAC
External fuse (required)	an external DC fuse required for DC input voltage
External fuse (recommended)	Circuit breakers 6 A (characteristic: C), 10 A (characteristic: B) or higher

Safety and protection:

Insulation voltage (PRI-SEC)	4.242 kV DC
Protection class	I
Protection class	IP20 (per EN 60529)
Feedback voltage	≤ DC 35 V
Transient protection, primary	Varistor
Overvoltage protection, secondary	≤ 31 VDC (in case of an error)
Short circuit protection	Yes
No-load proof	Yes
Parallel operation	Yes
Series connection	Yes
MTBF	> 500,000 h (per IEC 61709)

Connection data

Connection type (1)	Input/Output
Connection technology	Push-in CAGE CLAMP®
WAGO terminal	picoMAX® 5.0, WAGO 2092 Series
Solid conductor	0.2 ... 2.5 mm ² / 24 ... 12 AWG
Fine-stranded conductor	0.2 ... 2.5 mm ² / 24 ... 12 AWG
Strip length	9 ... 10 mm / 0.35 ... 0.39 inch

Geometrical Data

Width	72 mm / 2.835 inch
-------	--------------------

Height	90 mm / 3.543 inch
Depth	56 mm / 2.205 inch
Length from upper-edge of DIN-35 rail	52.5 mm / 2.067 inch
Note on dimensions	L=48 mm with front panel

Mechanical data

Type of mounting	DIN-35 rail (EN 60715) Screw mounting (back/side)
------------------	--

Material Data

Flammability class per UL94	V0
Weight	270 g

Environmental Requirements

Surrounding air (operating) temperature	-25 ... 70 °C
Surrounding air (storage) temperature	-40 ... 85 °C
Relative humidity	≤ 95% (no condensation permissible)
Derating	-2.66 %/K (> 55 °C)
Pollution degree	2
Climatic category	3K3 (per EN 60721; except for low air pressure)

Standards and specifications


Conformity marking	1
Standards/specifications	EN 61204-3; EN 60335-1; EN 60950-1; UL 60950; UL 508

Commercial data

Country of origin	CN
GTIN	4055143415064
Customs Tariff No.	85044082900






Approvals / Certificates

UL-Approvals

Logo	Approval	Additional Approval Text	Certificate name
	UL Underwriters Laboratories Inc.	UL 60950-1	E255815

Compatible products



ferrule

	Item no.: 216-201 Ferrule; Sleeve for 0.5 mm ² / 20 AWG; insulated; electro-tin plated	216-201
	Item no.: 216-202 Ferrule; Sleeve for 0.75 mm ² / 18 AWG; insulated; electro-tin plated	216-202
	Item no.: 216-203 Ferrule; Sleeve for 1 mm ² / AWG 18; insulated; electro-tin plated	216-203
	Item no.: 216-204 Ferrule; Sleeve for 1.5 mm ² / AWG 16; insulated; electro-tin plated	216-204
	Item no.: 216-301 Ferrule; Sleeve for 0.25 mm ² / AWG 24; insulated; electro-tin plated	216-301
	Item no.: 216-302 Ferrule; Sleeve for 0.34 mm ² / 22 AWG; insulated; electro-tin plated	216-302

Strain relief plate

	Item no.: 2092-1601 Gripping plate	2092-1601
---	--	-----------

tools

	Item no.: 210-720 Operating tool with partially insulated shaft; Type 2, blade (3.5 x 0.5) mm	210-720
	Item no.: 210-769 SCREWDRIVER	210-769

Downloads

Documentation

Manual

COMPACT Power DC Power Supply	V 1.0.0	pdf 2.6 MB	Download
----------------------------------	---------	---------------	----------

Bid Text

787-1212		doc 35.8 kB	Download
----------	--	----------------	----------

Instruction Leaflet

EPSITRON COMPACT Switched-Mode Power Supply 24 VDC, 2.5 A		pdf 1.6 MB	Download
--	--	---------------	----------

Additional Information



Disposal; Electrical and electronic equipment, Packaging

V 1.0.0

pdf
265.8 kB

Download

CAD/CAE - Smart Data

CAD data

3D Download 787-1212

URL

Download

Product family

EPSITRON COMPACT Power

EPSITRON® COMPACT POWER: Compact, High-Performance Power Supplies

Show all products from the family

Subject to changes.
